

**C-SERIES HYDRAULIC EXCAVATORS  
CX75C SR | CX80C MSR**

**CASE**

CONSTRUCTION



**THE CITY-FRIENDLY  
EXCAVATOR**

[www.CaseCE.com](http://www.CaseCE.com)

**EXPERTS FOR THE REAL WORLD  
SINCE 1842**

# MAIN REASONS TO CHOOSE THE C-SERIES



## MORE DIGGING FORCE

With increased arm breakout force (+ 3 %), cycle times are reduced and the job gets done faster.

- Bucket digging force 56.9 kN
- Arm digging force 39.5 kN



## MORE HYDRAULIC POWER

The hydraulic system has been optimised to deliver even better manoeuvrability and cycle times up to 7% faster than the B-Series. And increased cycle time are up to 7%. Great hydraulic power is supported by the increased hydraulic oil flow (148 l/min): + 9% vs B-Series.



## OPTIMISED HYDRAULICS MANAGEMENT

The innovative pump transition reduction control is a very accurate system that continuously monitors machine operations and then decreases pump loads whenever possible. As a result, hydraulic power is available on demand and fuel consumption is minimised.



## IMPROVED BLADE PERFORMANCE

A longer blade provides increased stability when working on slopes and allows to climb on higher piles. In addition, the blade curve has been redesigned so that mud does not pile on the blade frame.



## GREEN PERFORMANCE

- Tier 4 Final without DPF
- Low fuel consumption
- Low maintenance costs





## OUTSTANDING COMFORT FOR THE OPERATOR

- Great interior space
- More features
- Outstanding visibility
- Convenient storage compartments



## HIGH PRODUCTIVITY & VERSATILITY

- More hydraulic power
- Improved controllability: quick response controls and improved simultaneous movements
- More digging force
- More versatility with 3 boom types
- Superior lifting capacity



## MORE WORKING HOURS WITHOUT REFUELLING

120 liter fuel tank: +20  
vs B-Series = more uptime!



## EASY MAINTENANCE

- Ground level access
- Simplified diagnostics
- Easy cab cleaning



## TOP LEVEL SAFETY

- ROPS and FOPS Level II
- Improved visibility

# UNIQUE TIER 4 FINAL TECHNOLOGY!

## NO DPF REGENERATION WITH DOC-ONLY SOLUTION

Our midis meet Tier 4 Final regulations without the need for a Diesel Particulate Filter (DPF). This means no need for filter regeneration, no fuel used to burn particulate matter and no need to replace an expensive DPF. Emissions are minimized by cutting fuel consumption with an efficient common rail engine and an advanced variable control Cooled Exhaust Gas Recirculation system. Then, a Diesel Oxidation Catalyst (DOC) reduces the pollutants in the exhaust gas through a chemical reaction. The DOC does not need to be replaced; it lasts the whole machine's lifecycle. This system is highly efficient and very simple.

## POWER IS ALWAYS AVAILABLE

C-Series mid-size excavators feature a highly reliable 4-cylinder 56 hp Isuzu Motor engine. The turbo-charged system together with the intercooler ensure a prompt and powerful response to loads and contributes to generating more power out of every drop of fuel.

## FUEL IS ONLY USED WHEN NEEDED!

The standard Auto-Idle system saves fuel and cuts emissions by automatically reducing engine speed (up to 1200 rpm) after 5 seconds of machine inactivity. If this continues for a certain period of time, the idle shut down function detects the continuous low idle condition and automatically stops the engine, further reducing emissions and fuel consumption. Both auto-idle and idle shut down functions can easily be deactivated from the instrument cluster. The multi-stage injection of the electronic common rail engine ensures optimised combustion resulting in great fuel economy, less particulate emissions and lower noise.

Three different working modes (SP, H, Auto) add more fuel savings without compromising on performance.

- A AUTO MODE**      **A-Mode** is most appropriate for grading, lifting and precision work.
- H HEAVY MODE**      **H-Mode** delivers the best balance between productivity and fuel economy.
- SP SPEED PRIORITY MODE**      **SP-Mode** provides extra speed and power for the most demanding jobs that require maximum productivity.



## BOOM TYPES FOR EVERY NEED

**The Offset boom:** increases the working area without repositioning the machine. Comfortable side digging due to excellent view of the bucket or attachment at work. The minimum working distance allows for operations in very tight spaces.

**The Mono boom:** can work in only 2920 mm (1630 mm front swing + 1290 mm tail swing). The same mono boom design of larger excavators provides outstanding robustness and reliability.

**The Swing boom:** excellent maneuverability and maximum reach. The generous swing angles (left 80°; right 45°) combined with excellent visibility in every direction contribute to increased productivity.

		CX75C SR	CX80C MSR
<b>MONO BOOM</b>	Arm Length	1.69m / 2.19m	-
<b>OFFSET BOOM</b>	Arm Length	1.75 m	-
<b>SWING BOOM</b>	Arm Length	-	1.69m / 2.19m

# EASY MAINTENANCE



## GROUND LEVEL ACCESS:

The hydraulic system, filters, engine and radiators can easily be reached from ground level, allowing intuitive, safe and fast maintenance operations. The whole layout of the machine has been optimised, prioritising simplicity of maintenance.

The results are outstanding: a 40% improvement on the SAE serviceability index!

## CONVENIENT ACCESS FROM THE CAB

The A/C internal recirculation filter and the fuse box are now easily accessible from inside the cab.

## SIMPLIFIED DIAGNOSTICS

The built-in monitor system includes a self diagnostic system that alerts the operator in case of clogged air, oil or hydraulic filters, and gives reminders of due maintenance, preventing damage to the machine .

## LONG SERVICE INTERVALS

Low soot combustion system and no regeneration minimises oil degradation and ensures extended drain intervals.

## MORE FEATURES:

The standard full color monitor is conveniently located so that it is easy to read but has minimum impact on front and right side visibility. Every machine is equipped with the efficient automatic A/C, which creates a pleasant climate inside the cab with its 6-vent system combined with a high wind flow of 430 m<sup>3</sup>/s. The new A/C is not only 20% stronger than previous models, it is also quieter. The rear view camera is another feature which provides more safety on the jobsite and reduces operator fatigue.



Full-color 7" LCD cluster: modern look and complete info



Rear view camera: more safety on the jobsite



Automatic A/C: excellent cab climate control

# SAFETY WITHOUT COMPROMISES



## IMPROVED VISIBILITY

The large cab with its huge glazed area provides outstanding visibility all round and on to the bucket or attachment allowing easier and safer operations.

The left pillar has been removed and the glazed surfaces on the left side, on the front and on the right side have been dramatically increased.

## OUTSTANDING ROOMINESS

The CX75C and CX80C have the same cab as larger CASE excavators, which means plenty of room for legs, feet and arms, adjustment options for the seat and control levers, and features usually found on higher category machines. The joystick lever to travel lever clearance has been increased by 31%!

- 11% more foot space
- 7% wider cab



## SAFE CAB ACCESSIBILITY

The ergonomic hand rails, together with a wide door and new foot steps on the undercarriage make cab access easy and safe.

## IMPROVED SAFETY

The cab of C-Series midis has been completely redesigned, meeting ROPS and FOPS Level II safety standards, and ensuring best-in-class operator protection.





## IMPROVED COMFORT AND DURABILITY

The redesigned cab, is not only safer but also more comfortable and durable. Impacts and vibrations on the cab are effectively absorbed by the 4-point fluid mounting system, providing a pleasant ride and reducing noise levels inside the cab. The structure of the cab has now square section pillars, which contribute to its robustness and durability.




## WORK SAFELY IN TIGHT SPACES

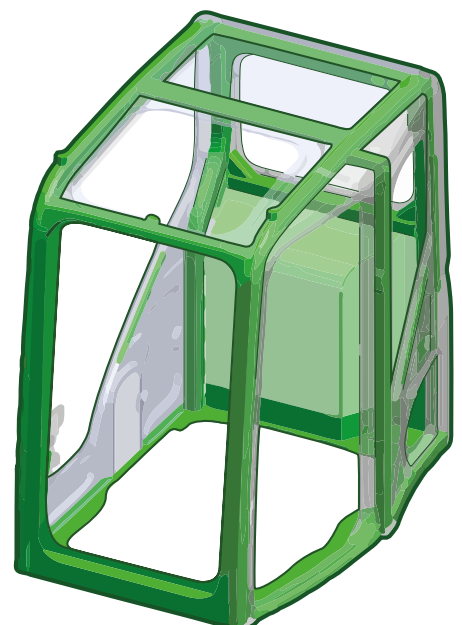
The short tail and front swing radius design make C-Series mid size excavators the best solution to work efficiently in confined spaces. The compact design minimises disruption in urban and road jobsites, as well as the possibility of hitting something when swinging the upper structure of the machine.

The smooth and round shape design of the new cab was studied for maximum reliability and functionality.

**CX75C SR can work in a space of less than 3 meters wide!**



**FLUID SHOCK ABSORBERS**





## THE CASE DEALER: YOUR PROFESSIONAL PARTNER

Your success starts with world-class Case machinery and attachments.

Your Case dealer will help you work smarter and faster by selecting equipment that delivers performance and operator comfort.

Your dealer has the knowledge and experience necessary to help you choose the right attachments so you can...

- **Work faster and extend equipment life.**
- **Increase machine utilization.**
- **Increase your capabilities.**

Let your Case dealer service your machine on the jobsite.

You'll be back on the job faster.

Advantages include...

- **Responsive job site service to keep your equipment running.**
- **Increase machine uptime.**
- **Certified service staff and improved parts availability.**





## PARTS

When you're looking for superior parts options to maximize the performance and lower the operating costs of your Case machinery, turn to CNH Industrial Genuine Parts to keep you equipped for success.

CNH Industrial Genuine Parts fit better, install faster and last longer and in an industry where "high impact" and "heavy lifting" are the norm, the smallest mechanical differences can lead to big problems.

CNH Industrial Genuine Parts from Case are manufactured from superior materials and specifically designed for Case construction equipment to continually and reliably withstand the punishment of everyday construction. So steer clear of mechanical problems and future breakdowns, by choosing CNH Industrial Genuine Parts from Case. They're the only parts that are field-tested and proven to keep your Case equipment performing its best.

## SERVICE. RELY ON CASE TO DELIVER FOR YOU

Your commitment to your operation is evident every day, but that doesn't minimize the enormous pressure you face to reduce operating costs and improve productivity. So when you're on the job, make sure you have top-notch service and support of Case behind you every step of the way.

With our factory trained technicians, you can ensure that top-notch service professionals are working on your maintenance needs, so you can focus on your business and the big job challenges ahead, not on the tasks of servicing your equipment.

With your Case Service, you get more than mere oil changes. A Case Service ensures your Case equipment receives a thorough service that meets all requirements of its service schedules and properly maintains it for the day-in, day-out punishment of construction work.

Don't give another thought to time-consuming maintenance tasks. Simply rest easy and make certain that your service needs are taken care of by a Case factory trained technician.

When the unexpected occurs, you need to know your equipment is protected. At Case Construction we understand the importance of your machinery being in good working order when it counts.

ProCover is designed to help keep your equipment working well beyond the manufacturer's base warranty period while taking away the concerns of the cost and inconvenience of mechanical failure.

## WHAT ARE THE ADVANTAGES OF PROCOVER?

### PEACE OF MIND

Provides protection beyond the Manufacturer's Base Warranty Period.

### FLEXIBLE OPTIONS

Plans can be customised to meet individual needs.

### DEPENDABLE SERVICE

Eligible repairs completed by an authorised Case Construction Dealership and their trained service technician's using genuine OEM parts & lubricants.

### TRANSFERABLE PROTECTION

New Equipment Plans may be transferred to a new owner at no charge

## COVERAGE

- **STANDARD PROTECTION PLAN**     **3 Years / 5000 Hours**  
Additional years/hours can be purchased. Please contact your local Case Construction dealer for further information.



# SPECIFICATIONS

## CX75C SR / CX80C MSR

### ENGINE

Engine Model	ISUZU AP-4LE2X
Rated flywheel horse power (ISO 14396)	41.2 kW at 2000 min-1
Maximum torque (ISO 9249)	193 Nm at 1800 min-1
Emissions level	Tier 4 Interim
Piston displacement	2179 cc

### HYDRAULIC SYSTEM

Max oil flow	2 x 74 litres/min at 2000 min-1
Working circuit pressure	
Boom/Arm/Bucket	29.4 MPa
Swing circuit	22.6 MPa
Travel circuit	29.4 MPa
Pilot pump (1 gear pump)	
Max. oil flow	18 litres/min
Working circuit pressure	3.9 MPa
Blade pump (1 gear pump)	
Max. oil flow	35.4 litres/min at 2000 min-1
Working circuit pressure	23.5 MPa
Maximum swing speed	10.4 min-1
Work mode display	(SP, H, Auto)

#### PRIMARY AUXILIARY CIRCUIT (Hammer/ Multipurpose)

CX75C Mono / CX80C	
Max oil flow	2 x 74 litres/min at 2000 min-1
Maximum pressure	29.4 MPa
CX75C Offset	
Max oil flow	1 x 74 litres/min at 2000 min-1
Maximum pressure	29.4 MPa

#### SECONDARY AUXILIARY CIRCUIT (LOW FLOW)

Only on CX75C Mono / CX80C	
Max oil flow	35.4 litres/min at 2000 min-1
Maximum pressure	23.5 MPa

### WEIGHT AND GROUND PRESSURE

**MONOBOOM:** With 1.69 m Arm, 0.28 m<sup>3</sup> bucket (210 kg), 450 mm grouser shoe, operator (75 kg), lubricant, coolant, full fuel tank and top guard level 2.

CX75C OPERATING MASS (KG)	GROUND PRESSURE (KPa)
8,000	36

**OFFSET BOOM:** With 1.75 m Arm, 0.28 m<sup>3</sup> bucket (210 kg), 450 mm grouser shoe, operator (75 kg), lubricant, coolant, full fuel tank and top guard level 2.

CX75C OPERATING MASS (KG)	GROUND PRESSURE (KPa)
8,360	38

**SWING BOOM:** With 1.69 m Arm, 0.28 m<sup>3</sup> bucket (210 kg), 450 mm grouser shoe, operator (75 kg), lubricant, coolant, full fuel tank and top guard level 2.

CX80C OPERATING MASS (KG)	GROUND PRESSURE (KPa)
8,690	39

### PERFORMANCE

Travel speeds (Automatic travel speed shifting)	
High	5.1 km/h
Low	3.2 km/h
Boom swing left (CX80C)	80°
Boom swing right (CX80C)	45°
Drawbar pull	59.5 kN
Grade-ability	70% (35°)

### CAPACITIES

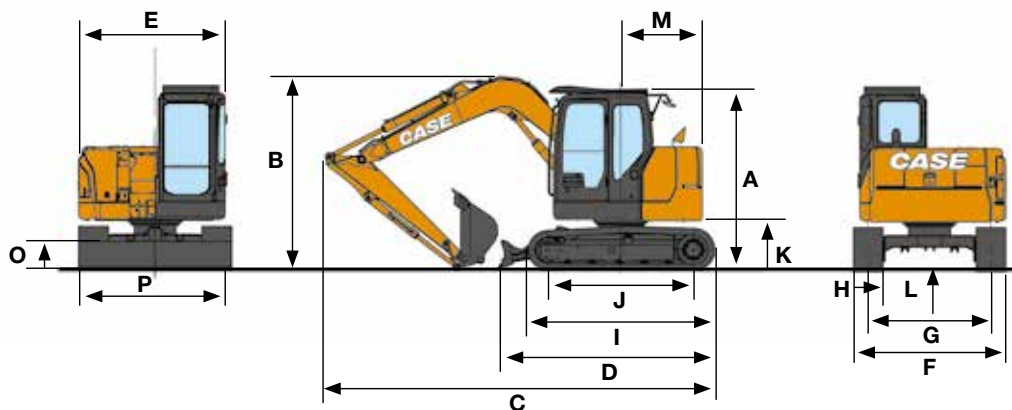
Fuel tank	120 l
Hydraulic system	96.3 l
Engine oil	11.5 l
Cooling system	12.2 l

### NOISE LEVEL

Sound pressure level at operator station Lpa = 73 dB (A)  
in compliance with Standard ISO6396:2008

# C-SERIES HYDRAULIC EXCAVATORS

## GENERAL DIMENSIONS



CX75C SR	MONOBOOM Arm 1.69 m	MONOBOOM Arm 2.19 m	OFFSET BOOM Arm 1.75 m
A Cab height	2850 mm	2860 mm	2850 mm
B Overall height (with attachment)	2850 mm	2970 mm	2970 mm
C Overall length (with attachment)	5755 mm	5945 mm	5875 mm
D Overall length (without attachment)	3410 mm	3410 mm	3410 mm
E Upper structure overall width	2270 mm	2270 mm	2270 mm
F Undercarriage overall width	2320 mm	2320 mm	2320 mm
G Track gauge	1870 mm	1870 mm	1870 mm
H Width of standard shoe	450 mm	450 mm	2845 mm
I Crawler overall length	2845 mm	2845 mm	450 mm
J Wheel base	2210 mm	2210 mm	2210 mm
K Clearance height under upper structure	750 mm	750 mm	750 mm
L Minimum ground clearance	360 mm	360 mm	360 mm
M Swing (rear end) radius	1290 mm	1290 mm	1290 mm
N Min. front swing radius	1630 mm	2130 mm	2130 mm/1870 mm*
O Blade height	450 mm	450 mm	450 mm
P Blade width	2320 mm	2320 mm	2320 mm

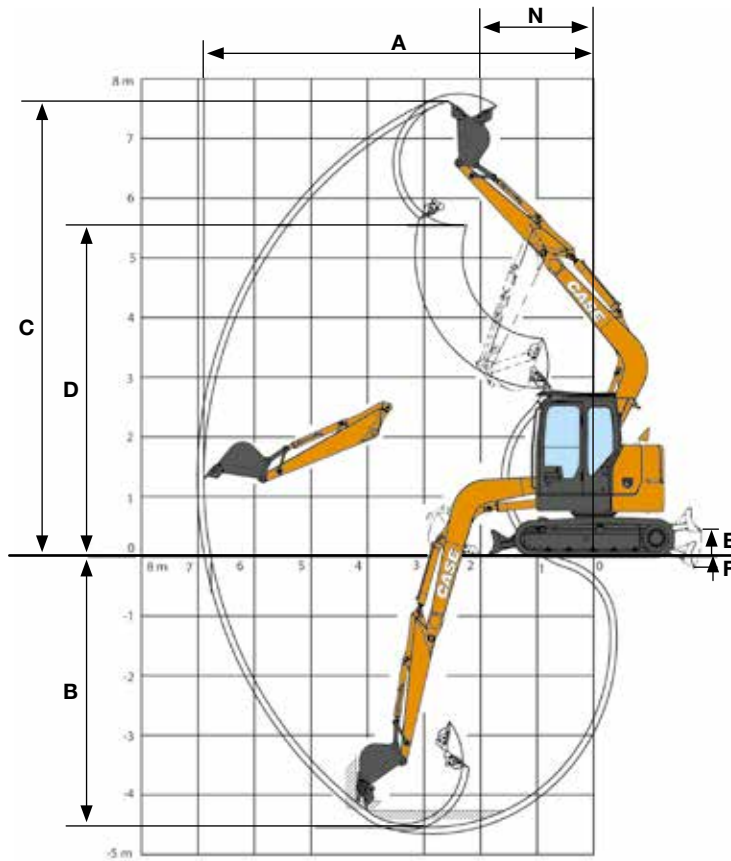
\* Offset 0 / Offset max left

CX80C MSR	SWING BOOM Arm 1.69 m	SWING BOOM Arm 2.19 m
A Cab height	2850 mm	2850 mm
B Overall height (with attachment)	2850 mm	2850 mm
C Overall length (with attachment)	6680 mm	6730 mm
D Overall length (without attachment)	3410 mm	3410 mm
E Upper structure overall width	2270 mm	2270 mm
F Undercarriage overall width	2320 mm	2320 mm
G Track gauge	1870 mm	1870 mm
H Width of standard shoe	450 mm	450 mm
I Crawler overall length	2845 mm	2845 mm
J Wheel base	2210 mm	2210 mm
K Clearance height under upper structure	750 mm	750 mm
L Minimum ground clearance	360 mm	360 mm
M Swing (rear end) radius	1680 mm	1680 mm
N Min. front swing radius	2790 mm	3030 mm
O Blade height	450 mm	450 mm
P Blade width	2320 mm	2320 mm

# SPECIFICATIONS

## CX75C SR / CX80C MSR

### DIGGING PERFORMANCE



#### CX75C SR

	MONOBOOM Arm 1.69 m	MONOBOOM Arm 2.19 m	OFFSET BOOM Arm 1.75 m
Arm digging force	39.5 kN	33,8 kN	39,4 kN
Bucket digging force	56.9 kN	56,9 kN	56,9 kN
A Maximum reach	6410 mm	6890 mm	6500 mm
Maximum reach at GRP	6270 mm	6760 mm	6360 mm
B Max. digging depth	4130 mm	4630 mm	4250 mm
C Max. digging height	7370 mm	7770 mm	7380 mm
D Max. dumping height	5280 mm	5670 mm	5310 mm
E Max dozer blade lift above ground	440 mm	440 mm	440 mm
F Max dozer blade drop below ground	280 mm	280 mm	280 mm

#### CX80C MSR

	MONOBOOM Arm 1.69 m	MONOBOOM Arm 2.19 m
Arm digging force	39,5 kN	33,8 kN
Bucket digging force	56,9 kN	56,9 kN
A Maximum reach	7090 mm	7560 mm
Maximum reach at GRP	6940 mm	7420 mm
B Max. digging depth	4180 mm	4670 mm
C Max. digging height	6570 mm	6890 mm
D Max. dumping height	4530 mm	4850 mm
E Max dozer blade lift above ground	440 mm	440 mm
F Max dozer blade drop below ground	280 mm	280 mm

# C-SERIES

## HYDRAULIC EXCAVATORS

Front 360°	REACH											
	0.0 m		1.5 m		3.0 m		4.5 m		6.0 m		At max reach	

CX75C SR MONOBOOM 1,69 m arm length, 0.28 m<sup>3</sup> bucket (210 kg), 450G shoes, max reach 6,41 m, blade down

6				1670*	1670*						1200*	1200*	3,91
4,5				1820*	1820*	1660*	1610				1030*	1030*	5,34
3			3880*	3880*	2520*	2520*	1870*	1560			1020*	920	5,99
1,5				3310*	2800	2180*	1450	1610*	890		1080*	840	6,16
0				3600*	2570	2280*	1360				1230*	880	5,91
-1,5			3650*	3650*	3350*	2550	2120*	1340			1570*	1070	5,22
-3			3890*	3890*	2340*	2340*					1490*	1490*	3,94

CX75C SR MONOBOOM 1,69 m arm length, 0.28 m<sup>3</sup> bucket (210 kg), 450G shoes, max reach 6,41 m, blade up

6				1670*	1670*						1200*	1200*	3,91
4,5				1820*	1820*	1660*	1560				1030*	1030*	5,34
3			3880*	3880*	2520*	2520*	1640	1490			970	880	5,99
1,5				3000	2660	1530	1380	930	840		890	800	6,16
0				2760	2440	1440	1300				930	840	5,91
-1,5			3650*	3650*	2740	2420	1420	1280			1130	1020	5,22
-3			3890*	3890*	2340*	2340*					1490*	1490*	3,94

CX75C SR OFFSET BOOM 1,75 m arm length, 0.28 m<sup>3</sup> bucket (210 kg), 450G shoes, max reach 6,50 m, blade down

6				1580*	1580*						1480*	1480*	4,05
4,5				1730*	1730*	1570*	1540				1390*	1090	5,44
3				2220*	2220*	1700*	1490	1400*	840		1390*	810	6,07
1,5				2920*	2560	1980*	1330	1470*	780		1410*	720	6,24
0				3250*	2250	2060*	1190				1420*	730	6
-1,5			3350*	3350*	3030*	2220	1930*	1150			1430*	890	5,32
-3			3520*	3520*	2180*	2180*					1420*	1410	4,06

CX75C SR OFFSET BOOM 1,75 m arm length, 0.28 m<sup>3</sup> bucket (210 kg), 450G shoes, max reach 6,50 m, blade up

6				1580*	1580*						1480*	1480*	4,05
4,5				1730*	1730*	1570*	1500				1140	1040	5,44
3				2220*	2220*	1580	1420	880	790		860	770	6,07
1,5				2760	2430	1410	1260	830	740		760	670	6,24
0				2440	2120	1270	1130				780	690	6
-1,5			3350*	3350*	2400	2090	1230	1090			940	840	5,32
-3			3520*	3520*	2180*	2140					1420*	1330	4,06

CX75C SR MONOBOOM 2,19 m arm length, 0.22 m<sup>3</sup> bucket (190 kg), 450G shoes, max reach 6,89 m, blade down

6						1240*	1240*				1020*	1020*	4,67
4,5						1570*	1570*				900*	900*	5,89
3				2030*	2030*	1730*	1570	1490*	950		890*	810	6,48
1,5				3090*	2850	2120*	1470	1630*	910		940*	750	6,63
0			1840*	1840*	3670*	2590	2330*	1380	1670*	870	1060*	780	6,4
-1,5	2130*	2130*	3160*	3160*	3570*	2520	2280*	1330			1330*	910	5,77
-3			5110*	5110*	2870*	2550	1670*	1370*			1530*	1300	4,62

\* Hydraulic capacity 87% / Tipping Capacity 75% / ISO LIFT CAPACITY ( CALCULATED BY L079VSI-R1 )

# LIFTING CAPACITY

Front 360°	REACH											
	0.0 m		1.5 m		3.0 m		4.5 m		6.0 m		At max reach	

CX75C SR MONOBOOM 2,19 m arm length, 0.22 m<sup>3</sup> bucket (190 kg), 450G shoes, max reach 6,89 m, blade up

6							1230*	1230*			1010*	1010*	4,67
4,5							1540*	1540*			890*	890*	5,89
3					2000*	2000*	1670*	1540	1000	920	860	780	6,48
1,5					3040*	2770	1570	1430	960	870	790	720	6,63
0			1830*	1830*	2820	2490	1460	1320	910	830	820	740	6,4
-1,5	2120*	2120*	3160*	3160*	2720	2400	1410	1270			960	870	5,77
-3			4970*	4970*	2730	2440	1440	1310			1380	1250	4,62

CX80C MSR MONOBOOM 1,69 m arm length, 0.28 m<sup>3</sup> bucket (210 kg), 450G shoes, max reach 7,09 m, blade down

6													
4,5							1660*	1660*			1090*	1090*	5,95
3							2020*	1860	1710*	1150	1070*	950	6,65
1,5					4660*	3230	2750*	1740	1980*	1100	1150*	880	6,83
0					3760*	3000	3130*	1630	2100*	1050	1330*	920	6,57
-1,5			3290*	3290*	5330*	3050	3050*	1610			1810*	1100	5,84
-3					3880*	3140					2050*	1670	4,47

CX80C MSR MONOBOOM 1,69 m arm length, 0.28 m<sup>3</sup> bucket (210 kg), 450G shoes, max reach 7,09 m, blade up

6													
4,5							1660*	1660*			1090*	1090*	5,95
3							1950	1790	1210	1100	1000	910	6,65
1,5					3470	3080	1840	1660	1150	1050	920	840	6,83
0					3230	2860	1730	1560	1110	1010	970	880	6,57
-1,5			3290*	3290*	3290	2900	1710	1540			1160	1050	5,84
-3					3370	3000					1770	1600	4,47

CX80C MSR MONOBOOM 2,19 m arm length, 0.22 m<sup>3</sup> bucket (190 kg), 450G shoes, max reach 7,56 m, blade down

6													
4,5									1350*	1210	1080*	1080*	5,17
3							1670*	1670*	1620*	1180	930*	930*	6,51
1,5					3910*	3370	2530*	1780	1860*	1120	920*	850	7,14
0					4010*	3050	3060*	1660	2090*	1070	970*	800	7,3
-1,5			2710*	2710*	5100*	3020	3110*	1610	2050*	1050	1120*	820	7,06
-3			4800*	4800*	4580*	3110	2610*	1670			1450*	950	6,4
											1950*	1320	5,18


CX80C MSR MONOBOOM 2,19 m arm length, 0.22 m<sup>3</sup> bucket (190 kg), 450G shoes, max reach 7,56 m, blade up

6													
4,5									1270	1160	1080*	1080*	5,17
3							1670*	1670*	1240	1130	930*	930*	6,51
1,5					3630	3220	1880	1710	1180	1070	900	820	7,14
0					3280	2900	1750	1580	1120	1020	840	760	7,3
-1,5			2710*	2710*	3260	2880	1700	1540	1110	1000	860	780	7,06
-3			4800*	4800*	3350	2970	1760	1600			1000	910	6,4
											1400	1260	5,18

\* Hydraulic capacity 87% / Tipping Capacity 75% / ISO LIFT CAPACITY ( CALCULATED BY L079VSI-R1 )

www.casece.com  
**EXPERTS FOR THE REAL WORLD**  
**SINCE 1842**

**CASE**  
CONSTRUCTION



**CASE CONSTRUCTION EQUIPMENT**  
**CONTACT INFORMATION**  
**AUSTRALIA**  
**31-53 Kurrajong Road**  
**St Marys, NSW 2760**

**CASE** Customer Assistance  
**1300 99 CASE**

**NOTE:** CASE provides specific outfits for various countries and many optional fittings (OPT). The illustrations on this or other leaflets may relate to standard or optional fittings. please consult your CASE dealer for any information in this regard and any possible updating on components. CNH Industrial reserves the right to modify machine specifications without incurring any obligation relating to such changes.

**Creative-farm.it - 12/17**

